








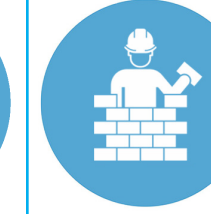
GREATER PHOENIX

Blue Chip Economic Forecast

ASU W.P. Carey
 School of Business
 Arizona State University
 Seidman Research Institute
 Fourth Quarter 2024
seidmaninstitute.com/western-blue-chip

The table below displays 2024 forecasts for population, personal income, retail sales, wage and salary employment, manufacturing employment, and construction employment in Greater Phoenix (defined as the Phoenix Metropolitan Statistical Area, Maricopa County and Pinal County). Forecasts are updated quarterly and reflect percentage changes for the year.

December 2024 Update

2024 ANNUAL PERCENTAGE CHANGE						
	Population	Personal Income	Retail Sales	Wage & Salary Employment	Manufacturing Employment	Construction Employment
ASU Economic Outlook Center	1.3%	5.8%	1.5%	2.3%	-1.0%	2.5%
EconLit LLC	1.7%	5.0%	3.8%	2.4%	1.9%	2.7%
Elliott D. Pollack & Co.	1.7%	6.0%	0.1%	2.2%	-0.9%	2.2%
Joint Legislative Budget Committee	1.7%	6.2%	3.5%	2.3%	0.7%	2.8%
Rounds Consulting	1.6%	6.0%	1.7%	2.2%	-1.5%	2.0%
Southwest Growth Partners	1.7%	4.8%	3.8%	2.4%	1.8%	2.5%
The Maguire Company	1.6%	5.2%	3.4%	2.2%	2.0%	2.0%
University of Arizona Eller College	1.7%	6.5%	0.5%	3.1%	-1.2%	2.4%
CONSENSUS	1.6%	5.7%	2.3%	2.4%	0.2%	2.4%









GREATER PHOENIX

Blue Chip Economic Forecast

ASU W.P. Carey
 School of Business
 Arizona State University
 Seidman Research Institute
 Fourth Quarter 2024
seidmaninstitute.com/western-blue-chip

The table below displays 2025 forecasts for population, personal income, retail sales, wage and salary employment, manufacturing employment, and construction employment in Greater Phoenix (defined as the Phoenix Metropolitan Statistical Area, Maricopa County and Pinal County). Forecasts are updated quarterly and reflect percentage changes for the year.

December 2024 Update

2025 ANNUAL PERCENTAGE CHANGE						
	Population	Personal Income	Retail Sales	Wage & Salary Employment	Manufacturing Employment	Construction Employment
ASU Economic Outlook Center	1.5%	5.6%	2.5%	2.2%	1.0%	4.0%
EconLit LLC	1.7%	4.9%	3.5%	2.1%	2.0%	2.8%
Elliott D. Pollack & Co.	1.6%	5.9%	5.5%	1.8%	2.4%	2.1%
Joint Legislative Budget Committee	1.6%	5.8%	4.1%	2.1%	1.7%	2.6%
Rounds Consulting	1.5%	4.5%	2.0%	2.0%	1.0%	1.5%
Southwest Growth Partners	1.7%	5.1%	3.1%	2.1%	1.6%	2.1%
The Maguire Company	1.5%	5.2%	3.5%	2.0%	2.0%	2.2%
University of Arizona Eller College	1.6%	6.0%	2.9%	2.3%	4.0%	0.2%
CONSENSUS	1.6%	5.4%	3.4%	2.1%	2.0%	2.2%