





	COLORADO <i>Annual Percent Change 2023 from 2022</i>					
	 Current \$ Personal Income	 Retail Sales	 Wage & Salary Employment	 Population Growth	 Single Family Housing Permits	
ASU - Economic Outlook Center	4.0%	1.0%	2.0%	0.9%	-15.0%	
Colorado Legislative Council Staff	5.0%		2.0%	1.2%	11.0%	
Eastern New Mexico University						
Office of State Planning & Budgeting	3.6%	2.2%	4.1%	0.9%		
Summit Economics	5.5%	4.5%	2.0%	1.0%	-15.0%	
University of Colorado - Leeds						
Consensus Forecast	4.5%	2.6%	2.5%	1.0%	-6.3%	