





	<div> <div> <b>CALIFORNIA</b>  Annual Percent Change 2022 from 2021 </div> <div>  Current \$ Personal Income </div> <div>  Retail Sales </div> <div>  Wage &amp; Salary Employment </div> <div>  Population Growth </div> <div>  Single Family Housing Permits </div> </div>					
	ASU Economic Outlook Center	3.0%	8.0%	5.0%	-0.5%	3.0%
	Beacon Economics	1.0%	8.5%	4.3%	0.2%	0.5%
	California Department of Finance	1.3%		4.3%	0.5%	1.7%
	Chapman University	6.3%	11.3%	4.2%	0.10%	0.6%
	UCLA Business Forecasting Project	1.9%	9.7%	5.3%	-0.6%	0.0%
	Woodbury University	5.0%	10.0%	4.7%	0.1%	0.0%
	<b>Consensus Forecast</b>	<b>3.1%</b>	<b>9.5%</b>	<b>4.6%</b>	<b>0.0%</b>	<b>1.0%</b>