





	<div> <div>NEW MEXICO</div> <div>Annual Percent Change 2022 from 2021</div> </div>					
	 Current \$ Personal Income	 Manufacturing Employment	 Wage & Salary Employment	 Population Growth	 Single Family Housing Permits	
ASU Economic Outlook Center	3.0%	7.0%	4.0%	0.0%	10.0%	
Eastern New Mexico University	4.0%	1.7%	0.0%		4.3%	
New Mexico State University CEMAF	5.0%		1.0%	0.1%		
University of New Mexico BBER	0.3%		3.6%		-11.0%	
Consensus Forecast	3.1%	4.4%	2.2%	0.1%	1.1%	