





	<div> <div>UTAH</div> <div>Annual Percent Change 2022 from 2021</div> </div>					
	 Current \$ Personal Income	 Retail Sales	 Wage & Salary Employment	 Population Growth	 Single Family Housing Permits	
ASU Economic Outlook Center	7.0%	15.0%	4.8%	1.7%	25.0%	
University of Utah	3.1%	6.4%	3.3%	1.8%	-14.0%	
Utah Department of Workforce Services	5.5%	10.0%	4.9%	1.7%	10.0%	
<b>Consensus Forecast</b>	<b>5.2%</b>	<b>10.5%</b>	<b>4.3%</b>	<b>1.7%</b>	<b>7.0%</b>	