





	<div> <div>NEW MEXICO</div> <div>Annual Percent Change 2022 from 2021</div> </div>					
						
	Current \$ Personal Income	Manufacturing Employment	Wage & Salary Employment	Population Growth	Single Family Housing Permits	
ASU Economic Outlook Center	7.0%	2.8%	0.5%	0.4%	20.0%	
Eastern New Mexico University	2.8%	1.7%	0.0%		4.3%	
New Mexico State University CEMAF	4.0%		1.0%	0.1%		
University of New Mexico BBER	0.3%		3.7%		1.0%	
Consensus Forecast	3.5%	2.3%	1.3%	0.3%	8.4%	