





	<div> <div> <b>CALIFORNIA</b>  Annual Percent Change 2022 from 2021 </div> <div>  Current \$ Personal Income </div> <div>  Retail Sales </div> <div>  Wage &amp; Salary Employment </div> <div>  Population Growth </div> <div>  Single Family Housing Permits </div> </div>					
	ASU Economic Outlook Center	1.5%	5.0%	3.5%	0.0%	5.0%
	Beacon Economics	2.2%	0.8%	3.3%	0.5%	-7.3%
	California Department of Finance	1.3%		4.3%	0.5%	1.7%
	Chapman University	6.3%	11.3%	4.2%	0.10%	0.6%
	Legislative Analyst's Office	2.2%	3.0%	4.0%	0.1%	1.8%
	UCLA Business Forecasting Project	1.9%	3.9%	4.7%	0.0%	3.5%
	Woodbury University	2.8%	3.5%	5.0%	0.3%	5.0%
	<b>Consensus Forecast</b>	<b>2.6%</b>	<b>4.6%</b>	<b>4.1%</b>	<b>0.2%</b>	<b>1.5%</b>