





	<div> <div>TEXAS</div> <div>Annual Percent Change 2021 from 2020</div> </div>					
	 Current \$ Personal Income	 Retail Sales	 Wage & Salary Employment	 Population Growth	 Single Family Housing Permits	
ASU Economic Outlook Center	7.0%	15.0%	2.8%	1.2%	20.0%	
Eastern New Mexico University						
Econoclast	8.4%	14.5%	3.9%	1.3%	11.5%	
Federal Reserve Bank of Dallas	10.1%	12.5%	3.1%	1.5%	10.7%	
Perryman Group	5.8%	6.1%	4.5%	1.2%	22.9%	
Texas A&M						
University of North Texas	3.6%	6.1%	1.7%	1.6%	13.0%	
University of Texas at El Paso	6.8%	6.2%	3.2%	1.0%	13.6%	
Consensus Forecast	7.0%	10.1%	3.2%	1.3%	15.3%	