








OREGON
Annual Percent Change 2021 from 2020



	 Current \$ Personal Income	 Manufacturing Employment	 Wage & Salary Employment	 Population Growth	 Single Family Housing Permits
ASU Economic Outlook Center	7.0%	-1.0%	1.0%	0.5%	25.0%
Conerly Consulting	8.3%	-6.0%	-6.1%	0.7%	-1.0%
Forefront Economics	4.9%	20.0%	3.0%	0.6%	-2.0%
Oregon Office of Economic Analysis	2.7%		1.5%	0.4%	-1.5%
Consensus Forecast	5.7%	4.3%	-0.2%	0.6%	5.1%