





		<h1>CALIFORNIA</h1> <p>Annual Percent Change 2022 from 2021</p>					
							
	Current \$ Personal Income	Retail Sales	Wage & Salary Employment	Population Growth	Single Family Housing Permits		
ASU Economic Outlook Center	1.5%	5.0%	2.5%	0.0%	8.0%		
Beacon Economics	2.2%	0.8%	3.3%	0.5%	-7.3%		
California Department of Finance	0.3%		4.9%	0.5%	4.3%		
Chapman University							
LA County Economic Development Corp.							
Legislative Analyst's Office	2.2%	3.0%	4.0%	0.1%	1.8%		
UCLA Business Forecasting Project	2.2%	3.3%	4.9%	0.4%	6.9%		
University of the Pacific							
Woodbury University	2.8%	2.2%	5.0%	0.3%	5.0%		
Consensus Forecast	1.9%	2.9%	4.1%	0.3%	3.1%		