





	<b>WASHINGTON</b> Annual Percent Change 2022 from 2021					
	 <b>Current \$ Personal Income</b>	 <b>Retail Sales</b>	 <b>Wage &amp; Salary Employment</b>	 <b>Population Growth</b>	 <b>Single Family Housing Permits</b>	
ASU Economic Outlook Center	2.5%	6.0%	3.0%	0.9%	8.0%	
Conerly Consulting LLC						
Economic and Revenue Forecast Council	1.5%	0.4%	4.4%	0.8%	-10.1%	
<b>Consensus Forecast</b>	<b>2.0%</b>	<b>3.2%</b>	<b>3.7%</b>	<b>0.9%</b>	<b>-1.1%</b>	