





	<div> <div>TEXAS</div> <div>Annual Percent Change 2022 from 2021</div> </div>					
	 <div>Current \$ Personal Income</div>	 <div>Retail Sales</div>	 <div>Wage & Salary Employment</div>	 <div>Population Growth</div>	 <div>Single Family Housing Permits</div>	
ASU Economic Outlook Center	2.0%	8.0%	3.5%	1.3%	8.0%	
Eastern New Mexico University						
Econoclast	3.0%	3.8%	2.3%	1.3%	3.1%	
Federal Reserve Bank of Dallas	4.5%	5.0%	2.4%	1.3%	-3.0%	
Perryman Group	5.2%	5.7%	3.3%	1.3%	-8.9%	
Texas A&M						
University of North Texas	3.8%	6.0%	1.7%	1.5%	10.0%	
University of Texas at El Paso	3.4%	3.8%	2.7%	1.1%	0.9%	
Consensus Forecast	3.7%	5.4%	2.7%	1.3%	1.7%	