

BLUE CHIP ECONOMIC FORECAST

WESTERN








ASU W.P. Carey
School of Business
Arizona State University
Seidman Research Institute

July 2021 Update

seidmaninstitute.com/western-blue-chip

The table below displays the **2021** consensus forecast (expressed in terms of annual growth percentage changes) in 12 Western states, on July 6, 2021:

	 CURRENT \$ PERSONAL INCOME	 RETAIL SALES	 WAGE & SALARY EMPLOYMENT	 POPULATION GROWTH	 SINGLE FAMILY HOUSING PERMITS
ARIZONA	5.7%	6.6%	2.6%	1.5%	13.5%
CALIFORNIA	4.9%	10.7%	2.8%	0.2%	13.6%
COLORADO	5.5%	8.6%	4.7%	0.8%	11.7%
IDAHO	6.0%	15.0%	4.5%	1.7%	8.0%
MONTANA	5.5%		3.5%	0.6%	5.0%
NEVADA	5.1%		6.3%	1.6%	7.5%
NEW MEXICO	4.8%		1.2%	0.2%	8.0%
OREGON	4.5%		-3.5%	0.6%	0.6%
TEXAS	6.8%	9.5%	3.2%	1.3%	12.7%
UTAH	6.2%	7.4%	2.4%	1.6%	13.2%
WASHINGTON	6.9%	9.5%	-0.4%	0.8%	13.7%
WYOMING	4.5%	9.5%	1.7%	0.1%	7.5%

Retail Sales forecasts are replaced by Gross Gaming Revenue for Nevada, and Manufacturing Employment for New Mexico and Oregon, in their respective state-specific forecasts.

BLUE CHIP ECONOMIC FORECAST

WESTERN








ASU W.P. Carey
School of Business
Arizona State University
Seidman Research Institute

July 2021 Update

seidmaninstitute.com/western-blue-chip

The table below displays the **2022** consensus forecast (expressed in terms of annual growth percentage changes) in 12 Western states, on July 6, 2021:

	 CURRENT \$ PERSONAL INCOME	 RETAIL SALES	 WAGE & SALARY EMPLOYMENT	 POPULATION GROWTH	 SINGLE FAMILY HOUSING PERMITS
ARIZONA	4.5%	5.3%	4.0%	1.6%	6.8%
CALIFORNIA	2.2%	4.4%	3.3%	0.3%	3.9%
COLORADO	3.0%	4.8%	4.4%	0.8%	3.8%
IDAHO	2.0%	5.0%	3.0%	1.7%	10.0%
MONTANA	1.5%		1.5%	0.6%	5.0%
NEVADA	2.7%		3.1%	1.6%	4.9%
NEW MEXICO	-2.3%		2.0%	0.3%	5.7%
OREGON	1.4%		3.2%	0.6%	4.4%
TEXAS	3.5%	5.2%	2.5%	1.3%	1.4%
UTAH	3.8%	4.1%	2.9%	1.7%	6.8%
WASHINGTON	2.0%	3.2%	3.2%	0.9%	-1.1%
WYOMING	1.0%	4.0%	1.5%	0.3%	5.0%

Retail Sales forecasts are replaced by Gross Gaming Revenue for Nevada, and Manufacturing Employment for New Mexico and Oregon, in their respective state-specific forecasts.