





	<div> WYOMING Annual Percent Change 2022 from 2021 </div>					
	 Current \$ Personal Income	 Retail Sales	 Wage & Salary Employment	 Population Growth	 Single Family Housing Permits	
ASU Economic Outlook Center	1.0%	1.0%	1.4%	0.3%	2.0%	
Wyoming Department of Administration & Information						
Consensus Forecast	1.0%	1.0%	1.4%	0.3%	2.0%	