





	<div> <b>WYOMING</b>  Annual Percent Change 2021 from 2020 </div>					
	 Current \$ Personal Income	 Retail Sales	 Wage & Salary Employment	 Population Growth	 Single Family Housing Permits	
ASU Economic Outlook Center	5.0%	8.0%	2.0%	0.3%	5.0%	
Wyoming Department of Administration & Information	4.0%	4.0%	1.4%	-0.2%	5.0%	
<b>Consensus Forecast</b>	<b>4.5%</b>	<b>6.0%</b>	<b>1.7%</b>	<b>0.1%</b>	<b>5.0%</b>	