





	WASHINGTON Annual Percent Change 2022 from 2021					
						
	Current \$ Personal Income	Retail Sales	Wage & Salary Employment	Population Growth	Single Family Housing Permits	
ASU Economic Outlook Center	2.5%	2.5%	3.5%	0.9%	5.0%	
Conerly Consulting LLC						
Economic and Revenue Forecast Council	1.1%	3.5%	3.7%	0.9%	-11.9%	
Consensus Forecast	1.8%	3.0%	3.6%	0.9%	-3.5%	