





	<div> <div>UTAH</div> <div>Annual Percent Change 2022 from 2021</div> </div>					
	 Current \$ Personal Income	 Retail Sales	 Wage & Salary Employment	 Population Growth	 Single Family Housing Permits	
ASU Economic Outlook Center	2.5%	2.5%	4.0%	1.4%	5.0%	
University of Utah						
Utah Department of Workforce Services	5.1%	3.2%	2.8%	1.9%	1.5%	
Consensus Forecast	3.8%	2.9%	3.4%	1.7%	3.3%	