

BLUE CHIP ECONOMIC FORECAST

WESTERN








ASU W.P. Carey
School of Business
Arizona State University
Seidman Research Institute

April 2021 Update

seidmaninstitute.com/western-blue-chip

The table below displays the **2021** consensus forecast (expressed in terms of annual growth percentage changes) in 12 Western states, on April 12, 2021:

	 CURRENT \$ PERSONAL INCOME	 RETAIL SALES	 WAGE & SALARY EMPLOYMENT	 POPULATION GROWTH	 SINGLE FAMILY HOUSING PERMITS
ARIZONA	3.7%	3.8%	2.0%	1.5%	9.3%
CALIFORNIA	2.6%	3.9%	0.9%	0.9%	8.2%
COLORADO	4.6%	4.4%	3.0%	1.1%	7.2%
IDAHO	1.6%	2.5%	4.2%	1.8%	8.0%
MONTANA	1.8%	3.0%	2.9%	0.6%	10.0%
NEVADA	4.1%		5.0%	1.6%	1.3%
NEW MEXICO	2.8%		1.4%	0.2%	6.6%
OREGON	3.6%		-3.3%	0.6%	-0.6%
TEXAS	5.7%	6.3%	3.1%	1.3%	9.3%
UTAH	4.9%	3.4%	2.2%	1.6%	11.5%
WASHINGTON	3.2%	0.6%	0.4%	0.9%	5.4%
WYOMING	2.8%	4.0%	1.5%	0.1%	5.0%

Retail Sales forecasts are replaced by Gross Gaming Revenue for Nevada, and Manufacturing Employment for New Mexico and Oregon, in their respective state-specific forecasts.

BLUE CHIP ECONOMIC FORECAST

WESTERN








ASU W.P. Carey
School of Business
Arizona State University
Seidman Research Institute

April 2021 Update

seidmaninstitute.com/western-blue-chip

The table below displays the **2022** consensus forecast (expressed in terms of annual growth percentage changes) in 12 Western states, on April 12, 2021:

	 CURRENT \$ PERSONAL INCOME	 RETAIL SALES	 WAGE & SALARY EMPLOYMENT	 POPULATION GROWTH	 SINGLE FAMILY HOUSING PERMITS
ARIZONA	3.9%	5.4%	3.8%	1.6%	7.1%
CALIFORNIA	2.5%	4.8%	2.6%	0.4%	4.6%
COLORADO	3.0%	3.9%	3.4%	1.0%	5.8%
IDAHO	1.5%	2.5%	3.0%	1.7%	5.0%
MONTANA	1.6%	2.5%	2.6%	0.6%	5.0%
NEVADA	1.8%		3.5%	1.7%	3.6%
NEW MEXICO	0.3%		2.2%	0.3%	3.2%
OREGON	1.3%		3.8%	0.6%	2.9%
TEXAS	3.7%	4.4%	2.8%	1.3%	5.2%
UTAH	3.8%	3.4%	3.1%	1.7%	6.8%
WASHINGTON	3.0%	3.9%	3.0%	1.1%	0.3%
WYOMING	1.0%	3.0%	1.4%	0.3%	2.0%

Retail Sales forecasts are replaced by Gross Gaming Revenue for Nevada, and Manufacturing Employment for New Mexico and Oregon, in their respective state-specific forecasts.