








	<div> <div>  </div> <div> <b>WYOMING</b>  Annual Percent Change 2022 from 2021 </div> <div>  </div> </div>				
	 Current \$ Personal Income	 Retail Sales	 Wage & Salary Employment	 Population Growth	 Single Family Housing Permits
ASU Economic Outlook Center	1.0%	3.0%	1.4%	0.3%	2.0%
Wyoming Department of Administration & Information					
<b>Consensus Forecast</b>	<b>1.0%</b>	<b>3.0%</b>	<b>1.4%</b>	<b>0.3%</b>	<b>2.0%</b>