






MONTANA					
Annual Percent Change 2022 from 2021					
					
	Current \$ Personal Income	Retail Sales	Wage & Salary Employment	Population Growth	Single Family Housing Permits
ASU Economic Outlook Center	1.6%	2.5%	2.6%	0.6%	5.0%