





	<div> <div> COLORADO Annual Percent Change 2022 from 2021 </div> <div>  </div> </div>				
	 Current \$ Personal Income	 Retail Sales	 Wage & Salary Employment	 Population Growth	 Single Family Housing Permits
ASU - Economic Outlook Center	2.0%	3.5%	2.9%	0.8%	10.0%
Colorado Legislative Council Staff					
Eastern New Mexico University					
Office of State Planning & Budgeting					
Summit Economics	5.0%	3.8%	2.5%	1.3%	5.0%
University of Colorado - Leeds					
Consensus Forecast	3.5%	3.7%	2.7%	1.1%	7.5%