





		<b>CALIFORNIA</b> Annual Percent Change 2022 from 2021				
		 <b>Current \$ Personal Income</b>	 <b>Retail Sales</b>	 <b>Wage &amp; Salary Employment</b>	 <b>Population Growth</b>	 <b>Single Family Housing Permits</b>
ASU Economic Outlook Center	2.0%	4.0%	2.8%	0.3%	5.0%	
Beacon Economics						
California Department of Finance	2.0%		1.5%		3.8%	
Chapman University						
LA County Economic Development Corp.						
Legislative Analyst's Office						
UCLA Business Forecasting Project	5.0%	1.5%	3.8%	0.4%	4.4%	
University of the Pacific						
Woodbury University						
<b>Consensus Forecast</b>	<b>3.0%</b>	<b>2.8%</b>	<b>2.7%</b>	<b>0.4%</b>	<b>4.4%</b>	