

BLUE CHIP ECONOMIC FORECAST

WESTERN








ASU W.P. Carey
School of Business
Arizona State University
Seidman Research Institute

March 2020 Update

seidmaninstitute.com/western-blue-chip

The table below displays the **2020** consensus forecast (expressed in terms of annual growth percentage changes) in 12 Western states, as of March 12, 2020:

	 CURRENT \$ PERSONAL INCOME	 RETAIL SALES	 WAGE & SALARY EMPLOYMENT	 POPULATION GROWTH	 SINGLE FAMILY HOUSING PERMITS
ARIZONA	5.3%	4.8%	2.3%	1.6%	5.5%
CALIFORNIA	4.8%	3.8%	1.8%	0.5%	2.6%
COLORADO	4.8%	3.9%	2.4%	1.3%	6.4%
IDAHO	5.5%	5.4%	2.8%	2.0%	10.3%
MONTANA	4.1%	3.4%	1.1%	1.0%	1.1%
NEVADA	4.8%		2.4%	1.9%	5.5%
NEW MEXICO	3.7%		1.2%	0.2%	7.3%
OREGON	4.8%		2.0%	0.8%	3.8%
TEXAS	5.3%	4.7%	2.4%	1.4%	6.0%
UTAH	5.1%	6.1%	2.8%	1.7%	-0.2%
WASHINGTON	4.7%	6.1%	2.0%	1.4%	5.5%
WYOMING	3.9%	3.6%	1.2%	0.1%	1.8%

Retail Sales forecasts are replaced by Gross Gaming Revenue for Nevada, and Manufacturing Employment for New Mexico and Oregon, in their respective state-specific forecasts.

BLUE CHIP ECONOMIC FORECAST

WESTERN








ASU W.P. Carey
School of Business
Arizona State University
Seidman Research Institute

March 2020 Update

seidmaninstitute.com/western-blue-chip

The table below displays the **2021** consensus forecast (expressed in terms of annual growth percentage changes) in 12 Western states, as of March 12, 2020:

	 CURRENT \$ PERSONAL INCOME	 RETAIL SALES	 WAGE & SALARY EMPLOYMENT	 POPULATION GROWTH	 SINGLE FAMILY HOUSING PERMITS
ARIZONA	5.1%	4.5%	2.2%	1.5%	1.5%
CALIFORNIA	4.4%	3.8%	1.4%	0.5%	4.9%
COLORADO	4.9%	3.2%	2.3%	1.3%	3.8%
IDAHO	5.5%	4.6%	2.2%	1.6%	4.0%
MONTANA	4.5%	3.1%	0.8%	0.5%	2.0%
NEVADA	4.9%		1.9%	1.8%	5.1%
NEW MEXICO	3.7%		1.2%	0.2%	7.3%
OREGON	4.9%		1.5%	0.8%	0.5%
TEXAS	5.6%	5.3%	2.1%	1.3%	2.1%
UTAH	4.2%	5.3%	2.2%	1.5%	0.3%
WASHINGTON	4.5%	5.0%	1.5%	1.2%	-0.7%
WYOMING	3.9%	3.5%	0.3%	0.1%	1.0%

Retail Sales forecasts are replaced by Gross Gaming Revenue for Nevada, and Manufacturing Employment for New Mexico and Oregon, in their respective state-specific forecasts.