








	<div> <div> MONTANA  </div> <div> MONTANA Annual Percent Change 2019 from 2018 </div> <div>  </div> </div>				
	 Current \$ Personal Income	 Retail Sales	 Wage & Salary Employment	 Population Growth	 Single Family Housing Permits
ASU Economic Outlook Center	4.4%	3.5%	1.1%	0.9%	-20.0%
Wells Fargo	4.4%	4.2%	1.0%	1.4%	7.2%
Consensus Forecast	4.4%	3.9%	1.1%	1.2%	-6.4%