

BLUE CHIP ECONOMIC FORECAST

WESTERN



ASU W.P. Carey
School of Business
Arizona State University
Seidman Research Institute

February 2019 Update






seidmaninstitute.com/western-blue-chip



OREGON

Annual Percent Change 2020 from 2019



	 <p>Current \$ Personal Income</p>	 <p>Manufacturing Employment</p>	 <p>Wage & Salary Employment</p>	 <p>Population Growth</p>	 <p>Single Family Housing Permits</p>
ASU Economic Outlook Center	5.0%	1.5%	1.8%	1.1%	3.0%
Conerly Consulting	4.5%	0.9%	1.5%	1.7%	1.0%
Forefront Economics					
Oregon Executive Department	5.4%		2.0%	1.4%	4.8%
Wells Fargo	4.4%	5.8%	2.0%	1.3%	2.5%
Consensus Forecast	4.8%	2.7%	1.8%	1.4%	2.8%