








<div>  <div> NEVADA Annual Percent Change 2018 from 2017 </div>  </div>					
	 Current \$ Personal Income	 Gross Gaming Revenue	 Wage & Salary Employment	 Population Growth	 Single Family Housing Permits
ASU Economic Outlook Center	4.2%		3.1%	2.0%	6.0%
RCG Economics	5.5%	5.5%	3.0%	2.0%	5.5%
Southwest Gas Corporation	5.1%	3.0%	3.1%	2.0%	8.0%
University of Nevada at Las Vegas CBER	5.3%	3.7%	2.7%	1.7%	5.0%
Wells Fargo	5.2%	5.5%	3.1%	2.0%	4.0%
Consensus Forecast	5.1%	4.4%	3.0%	1.9%	5.7%