

BLUE CHIP ECONOMIC FORECAST

WESTERN








ASU W.P. Carey
School of Business
Arizona State University
Seidman Research Institute

October 2018 Update

seidmaninstitute.com/western-blue-chip

The table below displays the **2018** consensus forecast (expressed in terms of annual growth percentage changes) in 12 Western states, as of October 4, 2018:

	 CURRENT \$ PERSONAL INCOME	 RETAIL SALES	 WAGE & SALARY EMPLOYMENT	 POPULATION GROWTH	 SINGLE FAMILY HOUSING PERMITS
ARIZONA	4.9%	5.1%	2.5%	1.7%	14.4%
CALIFORNIA	4.8%	4.1%	1.9%	0.7%	11.6%
COLORADO	5.3%	5.0%	2.3%	1.5%	18.7%
IDAHO	4.2%	4.0%	3.2%	1.9%	20.1%
MONTANA	4.0%	4.9%	0.9%	1.2%	8.0%
NEVADA	4.8%		2.9%	1.9%	7.0%
NEW MEXICO	2.8%		1.2%	0.1%	15.2%
OREGON	4.1%		2.3%	1.5%	5.7%
TEXAS	5.5%	6.2%	2.7%	1.7%	8.0%
UTAH	5.5%	6.2%	3.1%	1.8%	9.6%
WASHINGTON	6.0%	8.0%	2.9%	1.6%	5.8%
WYOMING	4.0%	4.2%	1.7%	0.0%	2.7%

Retail Sales forecasts are replaced by Gross Gaming Revenue for Nevada, and Manufacturing Employment for New Mexico and Oregon, in their respective state-specific forecasts.

BLUE CHIP ECONOMIC FORECAST

WESTERN








ASU W.P. Carey
School of Business
Arizona State University
Seidman Research Institute

October 2018 Update

seidmaninstitute.com/western-blue-chip

The table below displays the **2019** consensus forecast (expressed in terms of annual growth percentage changes) in 12 Western states, as of October 4, 2018:

	 CURRENT \$ PERSONAL INCOME	 RETAIL SALES	 WAGE & SALARY EMPLOYMENT	 POPULATION GROWTH	 SINGLE FAMILY HOUSING PERMITS
ARIZONA	4.7%	4.5%	2.2%	1.6%	9.0%
CALIFORNIA	5.2%	3.8%	1.6%	0.7%	9.3%
COLORADO	5.5%	4.8%	2.0%	1.4%	12.3%
IDAHO	5.2%	3.9%	2.2%	1.9%	10.7%
MONTANA	4.5%	4.4%	1.0%	1.0%	5.8%
NEVADA	4.8%		2.8%	2.0%	5.8%
NEW MEXICO	4.0%		1.4%	0.3%	10.0%
OREGON	5.0%		1.9%	1.5%	2.4%
TEXAS	5.8%	5.9%	2.5%	1.6%	6.8%
UTAH	5.5%	5.8%	2.8%	1.8%	9.1%
WASHINGTON	5.1%	6.9%	2.6%	1.5%	6.3%
WYOMING	4.2%	2.9%	1.4%	0.2%	4.3%

Retail Sales forecasts are replaced by Gross Gaming Revenue for Nevada, and Manufacturing Employment for New Mexico and Oregon, in their respective state-specific forecasts.