








<div> <div>  </div> <div> <h2>CALIFORNIA</h2> <p>Annual Percent Change 2018 from 2017</p> </div> <div>  </div> </div>					
	 Current \$ Personal Income	 Retail Sales	 Wage & Salary Employment	 Population Growth	 Single Family Housing Permits
ASU Economic Outlook Center	3.5%	5.6%	2.0%	0.7%	24.0%
California Department of Finance	5.6%	0.0%	1.7%	0.9%	15.8%
Chapman University	4.9%	3.1%	2.2%	0.9%	12.9%
LA County Economic Development Corp.	4.8%	5.2%	1.9%	0.8%	7.6%
Legislative Analyst's Office	5.2%	4.6%	1.4%	0.6%	-2.0%
UCLA Business Forecasting Project	5.4%	4.1%	2.2%	0.7%	19.4%
University of the Pacific	4.7%	4.0%	2.0%	0.7%	7.7%
Wells Fargo	4.4%	5.4%	2.1%	0.6%	16.5%
Woodbury University	5.5%	4.5%	2.1%	0.8%	10.0%
Consensus Forecast	4.9%	4.1%	2.0%	0.7%	12.4%