








<div> <div>  </div> <div> <h2>CALIFORNIA</h2> <p>Annual Percent Change 2019 from 2018</p> </div> <div>  </div> </div>					
					
	Current \$ Personal Income	Retail Sales	Wage & Salary Employment	Population Growth	Single Family Housing Permits
ASU Economic Outlook Center	5.5%	5.3%	1.7%	0.8%	15.0%
California Department of Finance	4.8%		1.4%	0.9%	10.7%
Chapman University	4.6%	2.9%	1.8%	0.9%	9.0%
LA County Economic Development Corp.					
Legislative Analyst's Office	5.3%	3.4%	1.4%	0.6%	3.0%
UCLA Business Forecasting Project	6.2%	4.3%	1.7%	0.7%	3.5%
University of the Pacific	5.6%	4.9%	1.6%	0.7%	6.0%
Wells Fargo	4.5%	5.3%	1.7%	0.6%	16.0%
Woodbury University	5.6%	4.9%	1.6%	0.7%	6.0%
<b>Consensus Forecast</b>	<b>5.3%</b>	<b>4.4%</b>	<b>1.6%</b>	<b>0.7%</b>	<b>8.7%</b>